

# TEACHERS' NOTES

This study guide, written to accompany the release of the film, *The Grinch* comprises photocopiable worksheets and activities for use by teachers of primary school children. The activities within the study guide complement the delivery of many subjects within the National Curriculum, the National Literacy Strategy and the Scottish Guidelines – especially Literacy, English, Art, Design and Technology and Visual Literacy. The curriculum grid on the inside back cover provides an outline of which attainment targets the activities within the pack pertain to.

The activities are differentiated by outcome, although teachers may wish to amend the tasks to suit their particular group.

It is not necessary to have seen the film to complete the worksheets contained within this study guide. We do, however, recommend taking a group of children to see the film at the local cinema if possible. (Please check the certificate before you go. If it is a PG rating, parental permission is required.) Cinema managers are often amenable to screening the film at a reduced rate and at a suitable time for large groups of children, so it is worth giving your local cinema a call.

## SYNOPSIS

The delightfully **quirky** world of Dr. Seuss' *The Grinch* comes to spectacular life on the big screen from Universal Pictures and Imagine Entertainment, in this hilarious and charming new live-action comedy fantasy starring Jim Carrey as the Grinch.

*The Grinch* is set in the tiny fantasy village of Whoville inside a snowflake, where all the Whos are excitedly preparing for their annual Christmas celebrations...


A miserly recluse whose heart is two sizes too small, *The Grinch* lives in his cave atop Mount Crumpit with his dog (and only friend!) Max.

Annoyed by the out-of-control Christmas festivities in Whoville, the Grinch conspires to deprive the Whos of their favourite holiday celebrations...but they all come to learn that the true spirit of Christmas goes much deeper than tinsel and toys...

*The Grinch*, directed by Ron Howard (*Apollo 13*) and produced by Brian Grazer (*Nutty Professor II: The Klumps*) is released at cinemas nationwide on 1st December 2000 (Cert: TBC). Aided by the artistry of Academy Award®-winning special make-up effects designer Rick Baker, *The Grinch* brilliantly re-creates the magical town of Whoville and its unique inhabitants. The film also stars Jeffrey Tambor, Christine Baranski, Bill Irwin, Molly Shannon and Taylor Momsen.

[www.grinched.com](http://www.grinched.com)

NB: Highlighted words on the activity sheets are included in the glossary on page 8 of this study guide.




[www.filmeducation.org](http://www.filmeducation.org)

# HOW THE GRINCH STOLE CHRISTMAS – A GOOD READ INDEED

The book, 'How The Grinch Stole Christmas', is the story of a **grouchy** character called The Grinch who lives in his cave on Mount Crumpit above a town called Whoville. He is a miserly character and gets very annoyed by the out-of-control Christmas festivities in Whoville and tries to steal Christmas. In the end he discovers that Christmas is not all about presents and tinsel...

What makes Dr. Seuss' book so special is how it tells the story **entirely** through rhyme.



See if you can finish the sentences highlighted below, by finding the right rhyming words:

Every Who  
Down in Whoville  
Liked Christmas a lot ...  
But the Grinch,  
Who lived just North of Whoville,  
Did \_\_\_\_\_ !

The Grinch hated Christmas! The whole Christmas season!  
Now, please don't ask why. No one quite knows the \_\_\_\_\_  
It could be that his head wasn't screwed on quite right.  
It could be, perhaps, that his shoes were too \_\_\_\_\_  
But I think that the most likely reason of all.  
May have been that his heart was two sizes too \_\_\_\_\_

## AUTHOR PROFILE

**Name:** Theodor Seuss Giesel

**Pen-name:** Dr. Seuss

**Born:** 1904, Springfield, Massachusetts

**Died:** 1991

**Nationality:** American lived in USA


**Other books:** Green Eggs and Ham,  
The Cat in the Hat, The Foot Book and  
many others

*(Not many people know this... He added the 'Dr.' to his name in 1954 because he had always wanted a doctor in the family! He became famous for making learning to read fun with his zany characters and wacky rhymes.)*

## Extension Task

The above passage is the opening of the book, 'How The Grinch Stole Christmas'. How would you adapt these words into the **opening sequence** of the film?  
**Storyboard** your ideas, detailing any **special** or **sound effects** you would need.


NB: For examples of storyboards and tips on how to make your own, visit [www.filmeducation.org](http://www.filmeducation.org)



# THE WHO'S-WHO OF WHOVILLE

The **cast** of *The Grinch* is made up of a race of tiny people called the Whos. They live in Whoville – a magical tiny town INSIDE a snowflake.

Some of the main characters in the film are:



**THE GRINCH**



**LITTLE CINDY LOU-WHO**



**MAX THE DOG**

Most of the Whos in Whoville have names that rhyme with the word 'who': like Betty Lou Who, Lou Lou Who, Cindy Lou Who. Others have names with 'Whos' as part of the surname – like Martha May Who-Vier and Officer Who-Lihan.

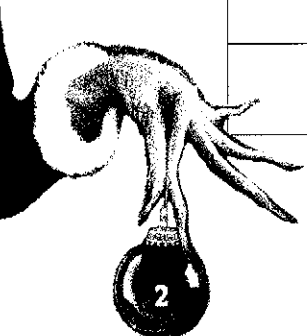


*Make up some more names of some pretend Whoville occupants.*



*Based on what you can see in the pictures alone, how would you describe the Who's of Whoville? Use the following headings to help you:*

<b>Name (Male):</b>	<b>Facial features:</b>	<b>Hair styles:</b>	<b>Clothes:</b>	<b>Unusual attributes:</b>
e.g. The Grinch				
<b>Name (Female):</b>	<b>Facial features:</b>	<b>Hair styles:</b>	<b>Clothes:</b>	<b>Unusual attributes:</b>
e.g. Cindy Lou Who				



# THE HOW OF WHOVILLE

The story of *The Grinch* is set in a magical wonderland called Whoville. This is the place where the Whos live – and the Grinch himself lives just north of Whoville, up on Mount Crumpit, with Max the Dog – his only friend.

The film makers had to build Whoville from scratch, with only Dr. Seuss' drawings from the book to help them. These drawings are very **quirky** and **off-kilter**.

There are people in film crews whose job it is to build the set. They spend a long time getting the look of the set right so that you believe what you are seeing is real.



**Try your hand at set design by drawing your version of the Whoville set. Use the images from Dr. Seuss' book 'How The Grinch Stole Christmas!' if you can.**

**Remember, it is Christmas time and the weather is cold in Whoville, so make sure there is lots of snow.**

**Try to include the following:**

**4 houses**

**2 shops**

**a bank**

**a hotel**

**snow-capped trees**

**The Whos**

**The Grinch**

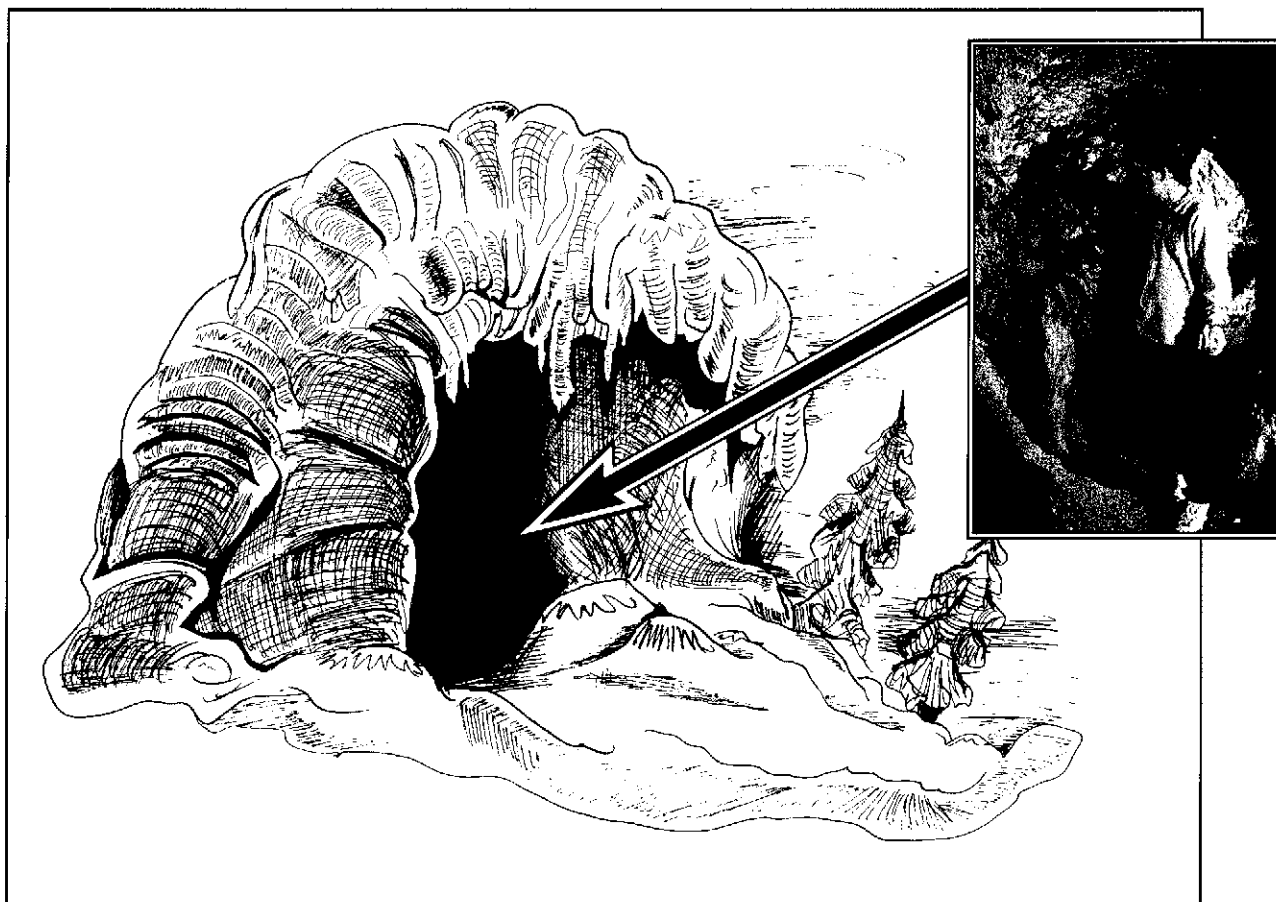


**If you were asked to choose a location to build your Whoville, where in the world would you go and why? Compose a letter to the local Film Commission asking permission to film there.**



# THE GRINCH'S CAVE

As well as building the Whoville town from scratch, the set designers also had some fun with the Grinch's cave.

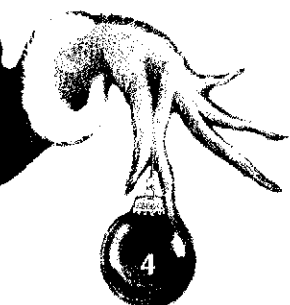


The Grinch's cave is a very dark and gloomy place, because he himself is quite a dark and gloomy character.

Imagine that the Grinch changes and becomes a happy character. How would this change his living arrangements?



*Imagine that a happier Grinch wants to re-decorate the inside and outside of his cave and he has hired you to do the makeover. Design the inside and outside of his new cave, showing how you have changed it into a brighter and happier place.*



# THE GRINCH – WHOSE HEART IS TWO SIZES TOO SMALL

The *Grinch* is a live-action movie. That means all of the characters are played by actors and actresses in costumes and make-up. The 'magic' of the film is created through hundreds of **special effects**.

Jim Carrey, who plays the Grinch, is famous for being able to **contort** his face and body in funny ways when he is acting. This was particularly handy for playing the role of the Grinch.

The Grinch goes from looking very sad and grumpy and finding pleasure in making other people sad, to then feeling guilty about stealing Christmas from the Whos.

The Grinch is a very nasty piece of work to start off with. Why do you think he is such a **grouchy**, grumpy character? In the film, you find out why and it is all to do with how he was treated as a child.



*Try to imagine that the Grinch is your age. Write his diary over the course of a week to show how he was being treated and how that turned him into such a nasty character. What do you think may have happened to him at school?*



*Imagine that the Grinch learns how to be happy about Christmas in Whoville. Write a diary entry for him on Christmas Eve. How does he feel? What is he looking forward to?*



# THE GRINCH'S GRIPE

The Grinch does not just steal Christmas because he is a cold-hearted meany. It is also because he is fed up about the Whos going on and on about the presents and the yummy food. Christmas should mean more than wrapping paper and mince pies. Shouldn't it?



Write a list of reasons why the Grinch hates how the Whos celebrate Christmas. Turn it into a **manifesto** – a declaration of what he thinks Christmas should be all about. Use the manifesto below for inspiration – but do not copy it!





# TO CAMERA

Films use lots of different tools to help tell a story. The film, *The Grinch*, is no exception.



Study the image on the right and answer the questions below:

- 1 Where is the camera placed to shoot this scene: far away, up close, above or below the action?
- 2 Describe five things that you can see in the frame?
- 3 In no more than ten words, write down what you think will happen next in the sequence.
- 4 Write the dialogue for this scene – or what you think is being said.
- 5 Devise some sound effects for this scene: perhaps some 'Christmas noises'.



## Extension Task

Who do you think would go and see this film? Which age group? Do you think boys or girls would enjoy it the most? Carry out a survey amongst the children in your class or school to find out who would go and see the film, *The Grinch*. Then design a poster for the film trying to get people interested in going to see it.

Do not forget to include: the title, the star, the certificate, the release date and the running time. Look on the internet if you do not know all of this information ([www.grinched.com](http://www.grinched.com) or [www.filmeducation.org](http://www.filmeducation.org)).

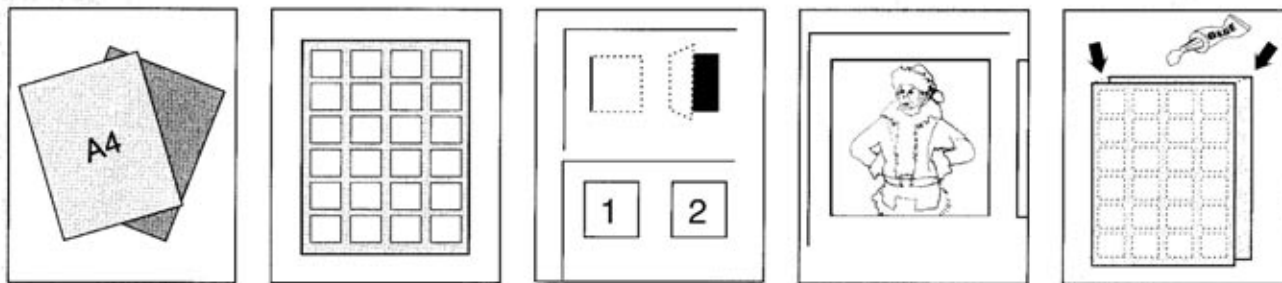




# WHO-LLELUJAH AND WHO-BILATION!

## IT'S THE GRINCH'S GLORIOUS ADVENT CALENDAR ACTIVITY!

Here is how to make your own Grinch-inspired Advent calendar for Christmas.



- 1 Take two pieces of A4 card.
- 2 On one of them, draw 24 boxes of equal size evenly spaced on the card, making sure there is a border.
- 3 Do exactly the same on the other piece of card.
- 4 On the first piece, cut out the boxes so that they make doors that you can open. Do this by cutting along every line apart from the left-hand one.
- 5 Number them randomly 1-24 on the outside of the 'door'.
- 6 On the other piece of A4 card, draw Christmassy pictures inspired by *The Grinch* and colour them in.
- 7 Put glue around the border of the second piece of card and carefully stick the first one over the top.
- 8 You are now ready to start opening the doors every day from 1st December leading up to Christmas.

**Happy Grinchmas!**

## THE GRINCH GLOSSARY

<b>cast</b>	the people in the film
<b>compose</b>	make up
<b>contort</b>	stretch into strange shapes
<b>devise</b>	think up
<b>dialogue</b>	the words that characters speak to each other
<b>entirely</b>	completely
<b>facial features</b>	how the eyes, ears, nose and lips are arranged on the face – or how the face looks
<b>Film Commission</b>	the people you go to when you need help with making a film
<b>frame</b>	everything that is included within the shot
<b>grouchy</b>	always in a bad mood
<b>location</b>	place
<b>manifesto</b>	a public declaration of how someone feels about something
<b>occupants</b>	people living in a place
<b>off-kilter</b>	not straight
<b>opening sequence</b>	the first few minutes of the film
<b>quirky</b>	strange, odd
<b>sequence</b>	the order of events
<b>sound effects</b>	sound that is added on the film after it has been shot to make what you hear sound more realistic
<b>special effects</b>	effects that are added onto the parts of the film that are shot, usually things that cannot be filmed (e.g. people flying or monsters walking)
<b>storyboard</b>	something that film makers use to plan how a scene will be shot. It looks a bit like a comic strip: with pictures and a few words, (see <a href="http://www.filmeducation.org">www.filmeducation.org</a> for example)
<b>unusual attributes</b>	things that make people different – looks or behaviour



# CURRICULUM GUIDELINES

	National Literacy Strategy	National Curriculum	Scottish Guidelines
<b>How the Grinch Stole Christmas - A Good Read Indeed</b>	Word Level: RY, Y1, Term 1: 1 Text Level: RY, 4, 8; Y3, Term 2: 1 Y5, Term 1: 1, 11, Term 2: 2 Y6, Term 1: 1	Art and Design 4a	English Language Expressive Arts Listening in order to respond to texts, Levels A-C Imaginative writing, Levels A-C Investigating visually and recording, Levels A-C
<b>The Who's Who of Whoville</b>	Word Level: Vocabulary extension (collecting new words), every Term from RY to Y4 Y6, Term 3: 5 Text Level: Y1, Term 2: 8, 15 Y2, Term 2: 6, 14 Y3, Term 2: 8 Y4, Term 1: 1	English Language	Imaginative writing, Levels A-C Knowledge about writing, Levels A-C
<b>The How of Whoville</b>	Text Level: Y3, Term 3: 20	Art and Design Geography 1a, b, c, 4c, 5b 1b, 2c, f	Functional writing, Levels A-C Creating and designing, Levels A-C Understanding People and Place: locations, linkages and networks, P4-P6
<b>The Grinch's Cave</b>		Art and Design 1a, b, c, 5a, b, c, d	Observing, reflecting, describing and responding, Levels A-C
<b>The Grinch - Whose Heart is Two Sizes Too Small</b>	Text Level: Y3, Term 3: 5, 12 Y4, Term 1: 11 Y5, Term 3: 3, 7 Y6, Term 1: 1, 26	English Language	Imaginative writing, Levels A-C
<b>The Grinch's Gripe</b>	Text Level: Y3, Term 3: 5, 12 Y4, Term 1: 11 Y5, Term 3: 3, 7 Y6, Term 1: 1, 26	English Language	Imaginative writing, Levels A-C
<b>To Camera</b>		English Mathematics En2: 2a, b, 3a, b, c, d Ma4: 1b, c, d, e, f, g, 2c	Reading for enjoyment; reading to reflect on the writer's ideas and craft, Levels A-C Information handling, Levels A-C English Language Mathematics
<b>Who-hellujah and Who-bilation! It's the Grinch's Glorious Advent Calendar Activity!</b>		Art and Design 2b, 4b	Using media, creating and designing, Levels A-C Art and Design

